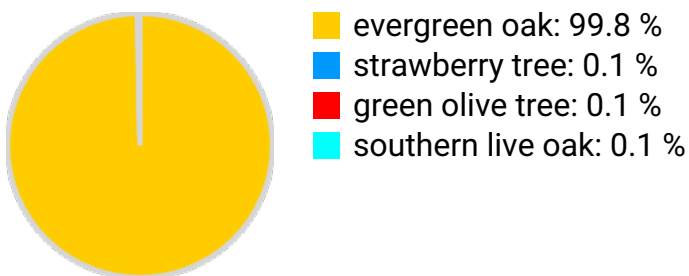


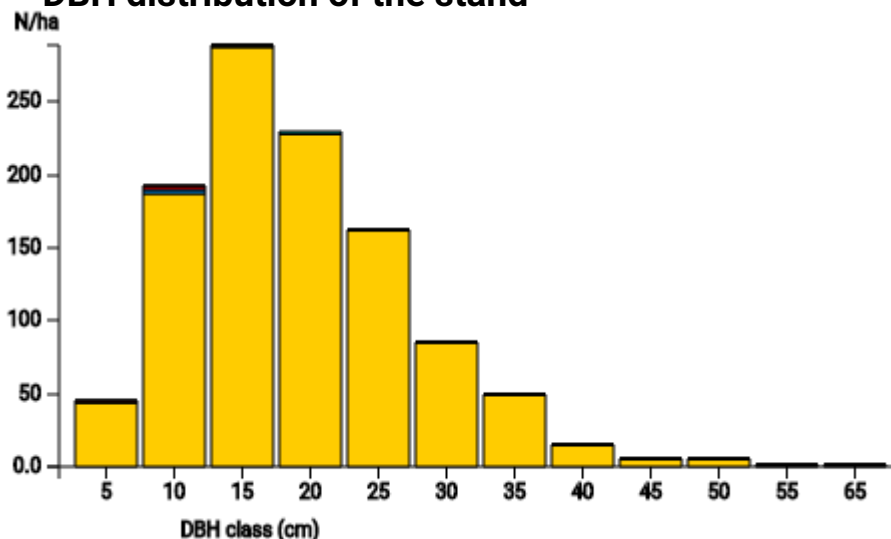
Site conditions

Altitude: 550 m.a.s.l.
 Forest ecological region: Sardinia
 Geology / Bedrock: Formations of volcanic origin (rhyolites, riodacites, obsidians)
 Soil type: From Lithic to Typic Haploxerepts
 Natural forest community: Galio scabri-Quercetum ilicis
 Mean annual temperature: 16.3 C;
 Mean annual precipitation: 674 mm; Ownership: Public (Municipality of Pau - Oristano);
 Establishment: 2021

Tree species distribution by volume (in %)



DBH distribution of the stand



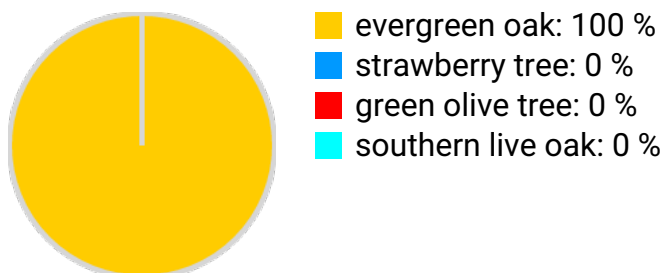
Initial stand (details by tree species)

Tree species	N/ha	Basal area (m ²)	Volume (m ³)	Economic value (€)	Habitat value (pts.)	Microhabitats (N)
evergreen oak	1074	44.6	383.2	49811	9402	1376
green olive tree	4	0	0.2	28	34	3
southern live oak	1	0	0.3	33	10	2
strawberry tree	5	0.1	0.3	43	0	0
Total	1084	44.7	384	49915	9446	1381

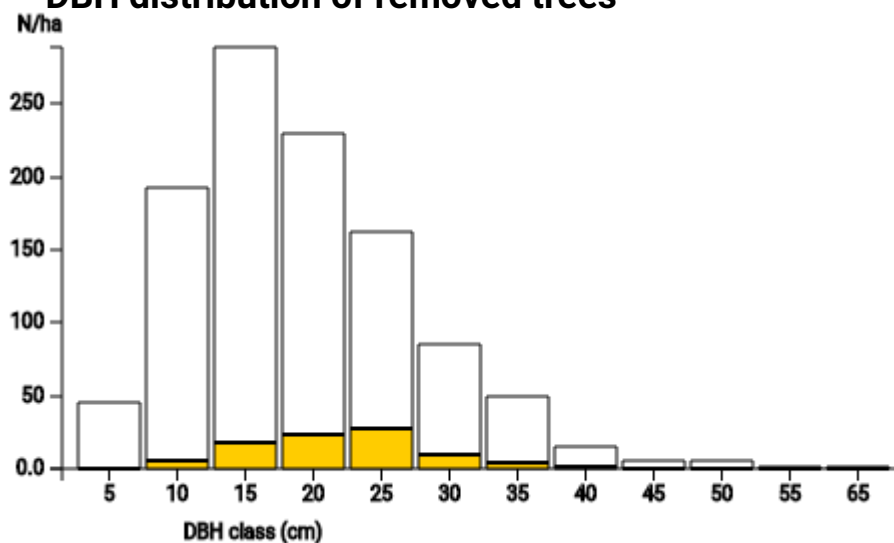
Removed trees

Volume: 37.8 m³
 Basal area: 4.3 m²
 Economic value: 4916 €
 Habitat value: 802 pts.

Removed trees (N in %)



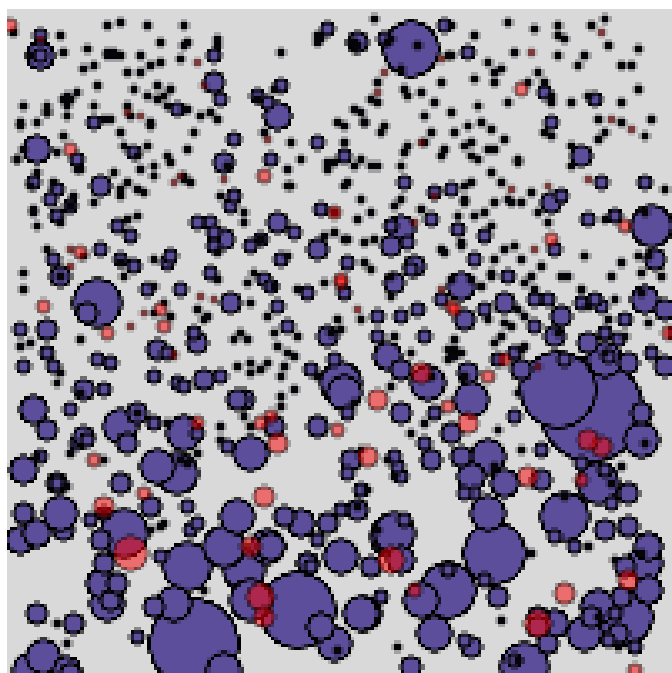
DBH distribution of removed trees



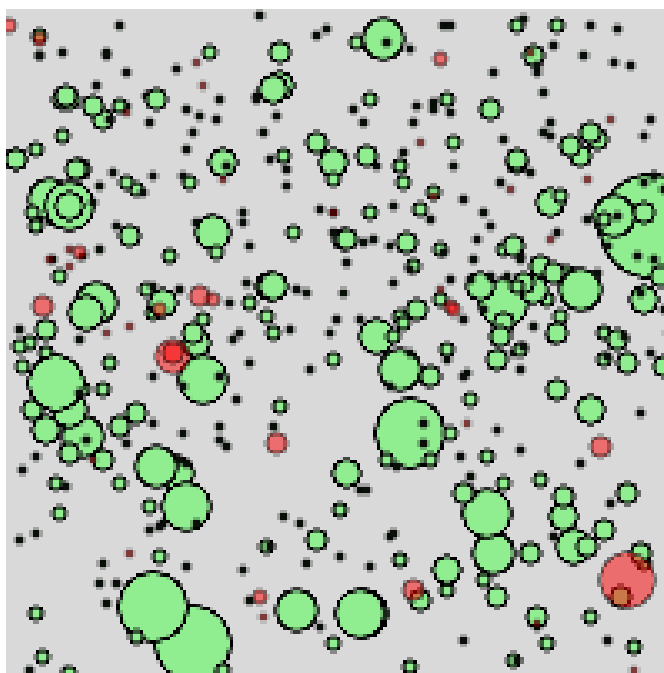
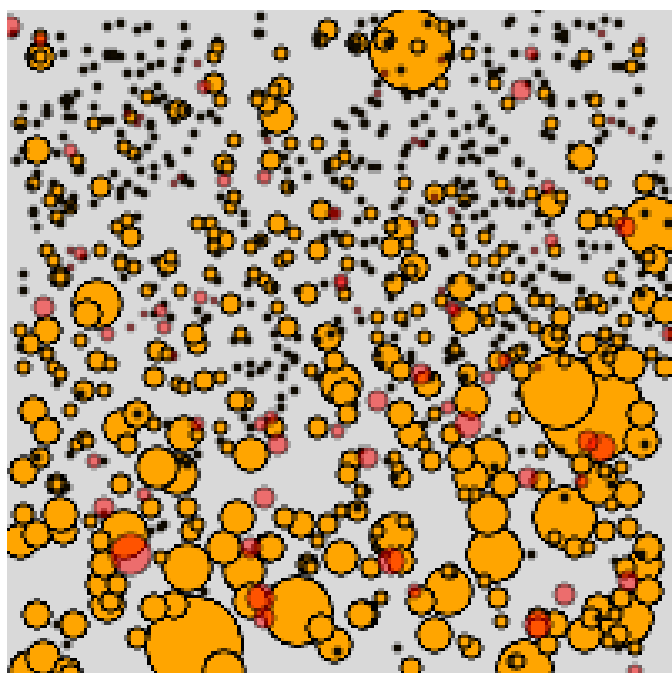
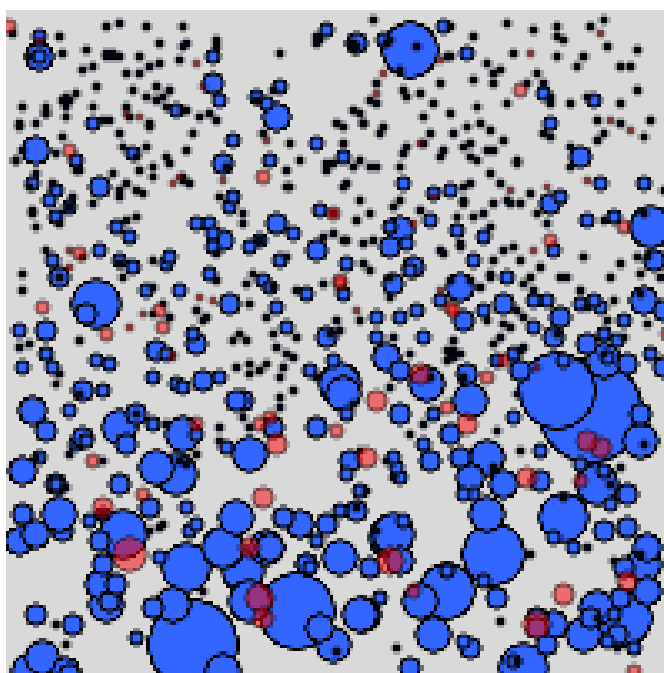
Removed trees (details by tree species)

Tree species	N/ha	Basal area (m ²)	Volume (m ³)	Economic value (€)	Habitat value (pts.)	Microhabitats (N)
evergreen oak	90	4.3	37.8	4916	802	139
green olive tree	0	0	0	0	0	0
southern live oak	0	0	0	0	0	0
strawberry tree	0	0	0	0	0	0
Total	90	4.3	37.8	4916	802	139

Economic value [EUR]



Habitat value

Basal area [m²]Volume [m³]**Description:**

Red circles (removed trees); circle size according to numerical values (e.g. large circles mean high values); trees with very low values (e.g. habitat value "0") are not visible.

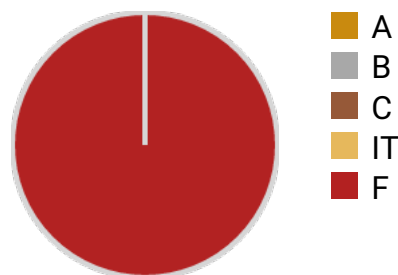
Economic values

Total value of removed trees: 4916 €
 Percentage of total stand value: 9.8 %
 Stand value after harvest: 44999 €

Economic value by tree species [€]

Tree species	Total	Per m ³
evergreen oak	4916	130
strawberry tree	0	0
green olive tree	0	0
southern live oak	0	0
Total	4916	130

Wood quality distribution (m³ in %)



Quality class	m ³	%
A	0	0
B	0	0
C	0	0
Industrial Timber	0	0
Fuelwood	37.8	100

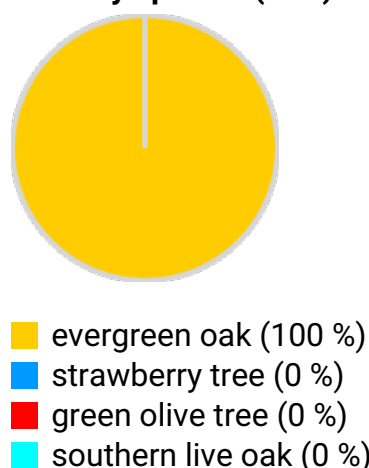
Habitat values

Total habitat value of removed trees: 802 pts.
 Percentage of total stand value: 8.5 %
 Stand value after harvest: 8644 pts.

Habitat value by tree species [pts.]

Tree species	Total	Per m ³	Microhabitats [N]
evergreen oak	802	21.2	139
strawberry tree	0	0	0
green olive tree	0	0	0
southern live oak	0	0	0
Total	802	21.2	139

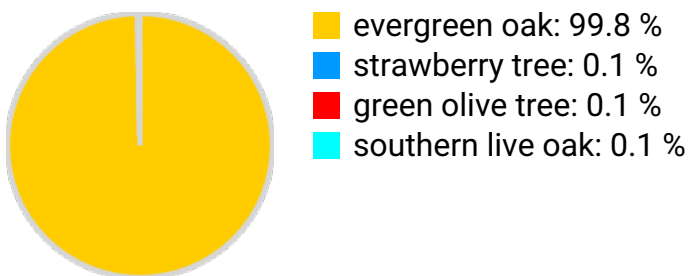
Habitat value (points) of removed trees by species (in %)



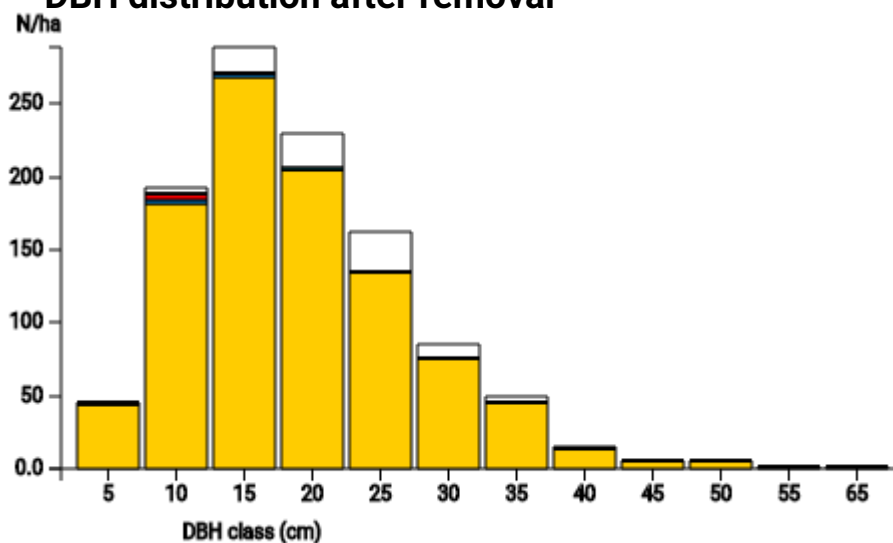
Remaining stand

Volume: 346.8 m³
 Basal area: 41.3 m²
 Economic value: 44999 €
 Habitat value: 8644 pts.

Remaining trees by volume (m³ in %)



DBH distribution after removal



Remaining stand (details by tree species)

Tree species	N/ha	Basal area (m ²)	Volume (m ³)	Economic value (€)	Habitat value (pts.)	Microhabitats (N)
evergreen oak	984	40.3	345.3	44895	8600	1237
green olive tree	4	0	0.2	28	34	3
southern live oak	1	0	0.3	33	10	2
strawberry tree	5	0.1	0.3	43	0	0
Total	994	40.4	346.1	44999	8644	1242

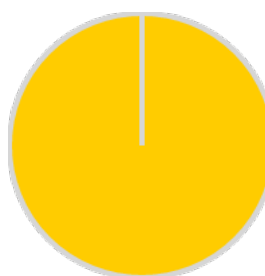
Retention treesVolume: 44.8 m³

Elite trees: 41

Habitat trees: 7

Economic value: 5832 €

Habitat value: 692 pts.

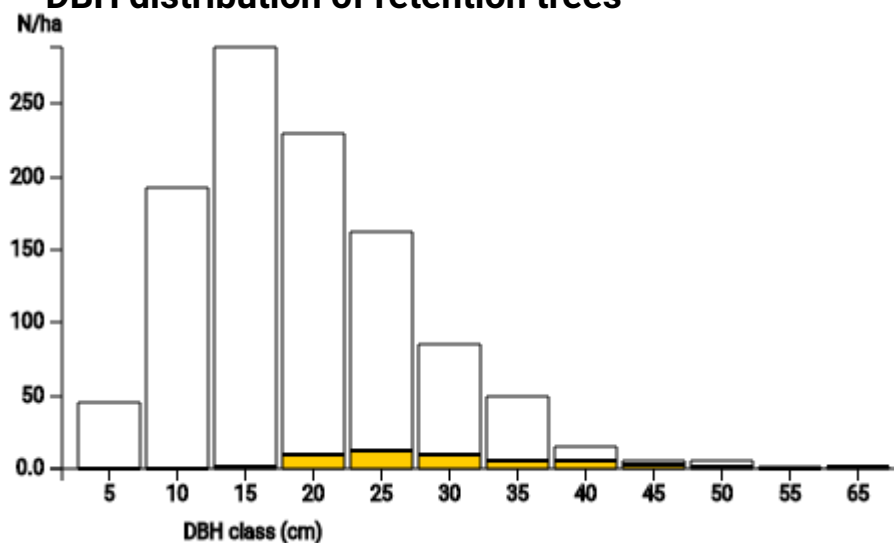
Retention trees by volume (m³ in %)

- evergreen oak: 100 %

- strawberry tree: 0 %

- green olive tree: 0 %

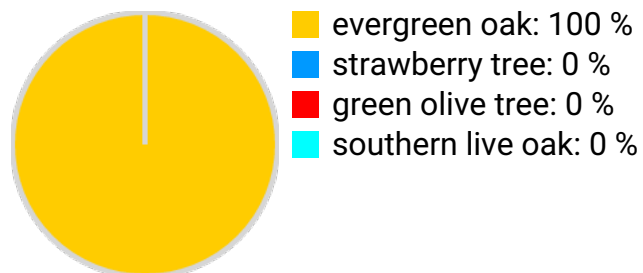
- southern live oak: 0 %

DBH distribution of retention trees**Retained trees (details by tree species)**

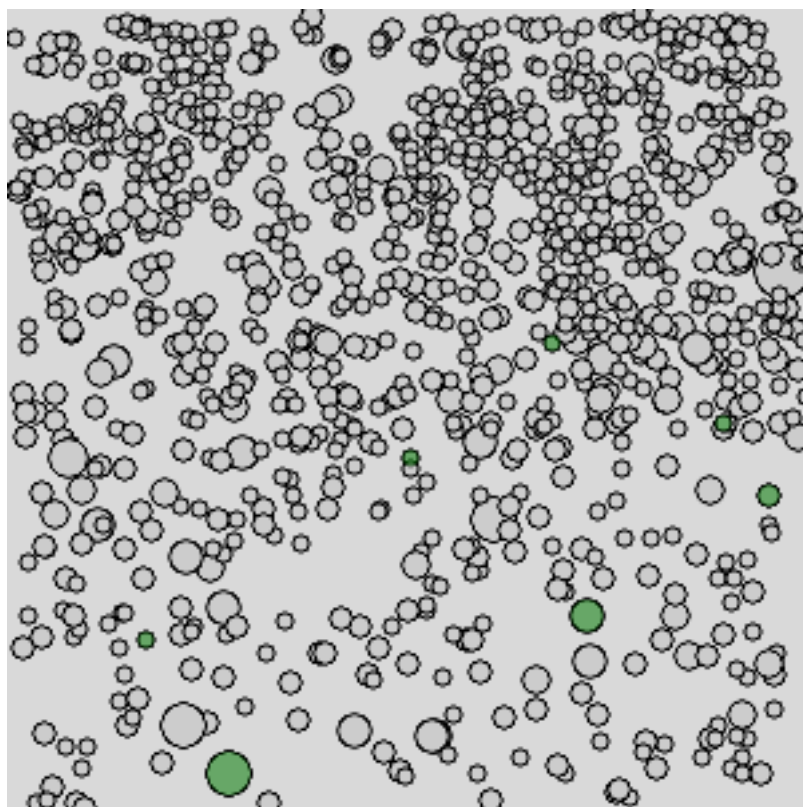
Tree species	N/ha	Basal area (m ²)	Volume (m ³)	Economic value (€)	Habitat value (pts.)	Microhabitats (N)
evergreen oak	51	4.7	44.9	5832	692	98
green olive tree	0	0	0	0	0	0
southern live oak	0	0	0	0	0	0
strawberry tree	0	0	0	0	0	0
Total	51	4.7	44.9	5832	692	98

Number of habitat trees	[N]	7
Habitat value	pts.	186
	[% of total]	2
Economic value	[€]	1274
	[% of total]	2.6
Number of microhabitats	[N]	21
	[% of total]	1.5

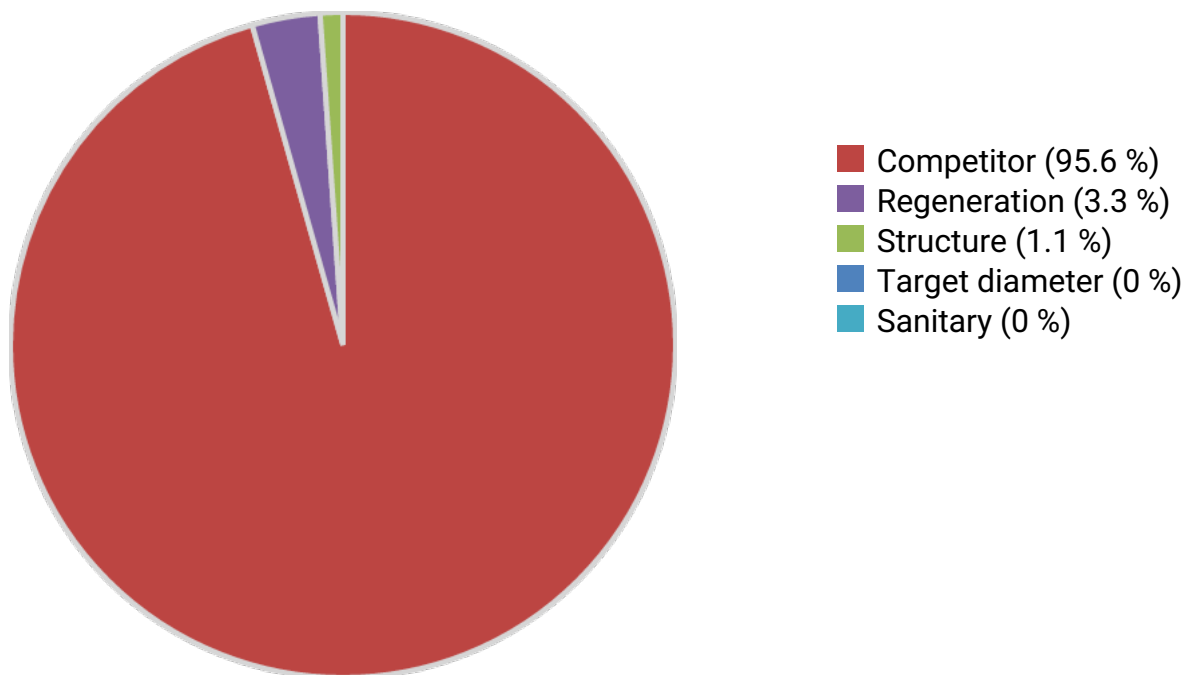
Habitat tree distribution by species (N in %)



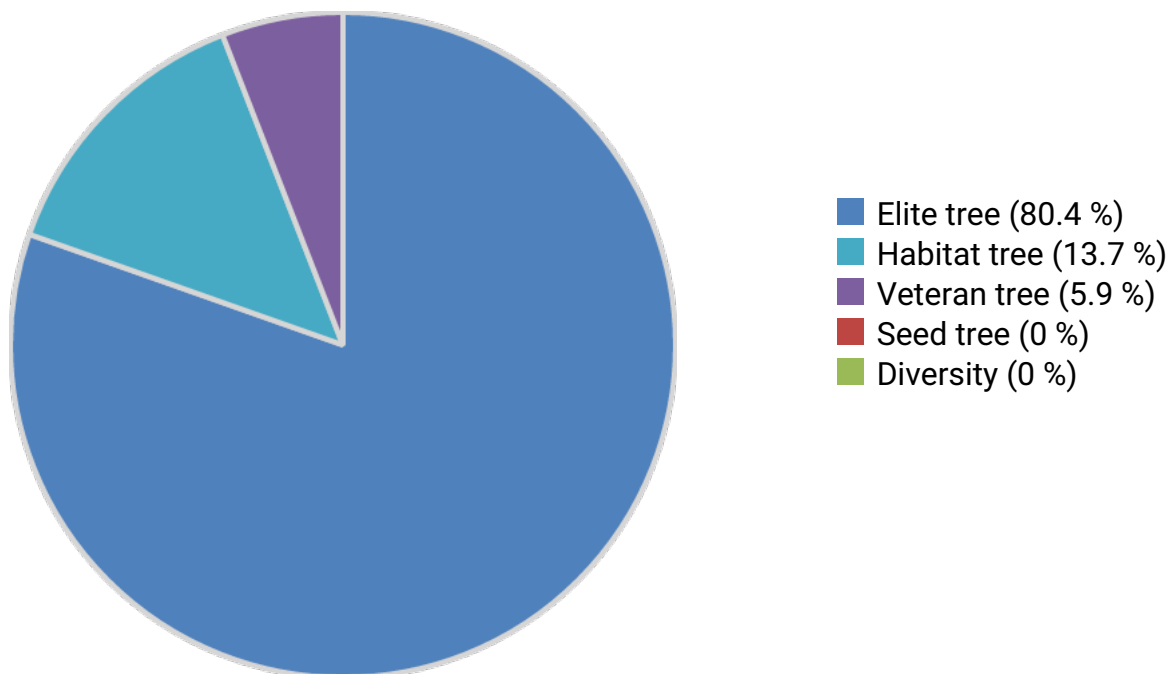
Spatial distribution of habitat trees



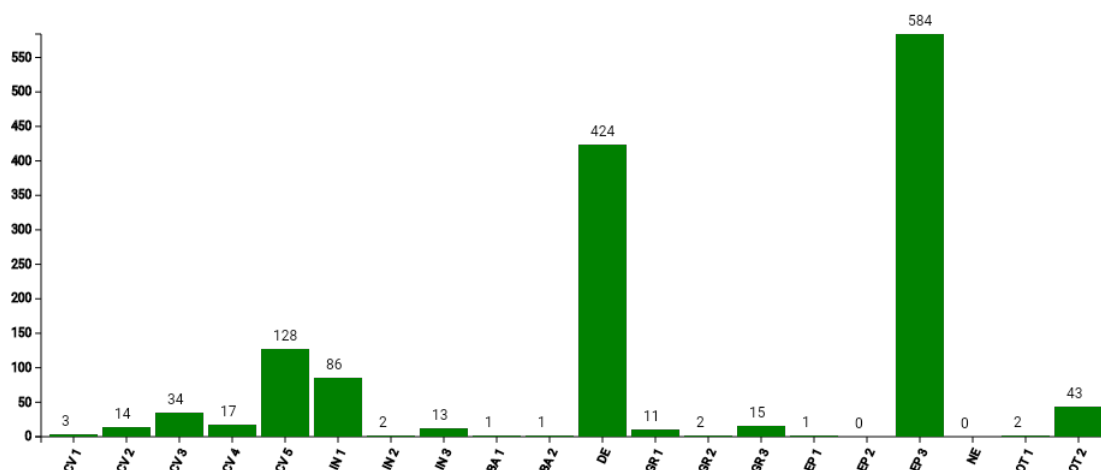
Reasons for removal



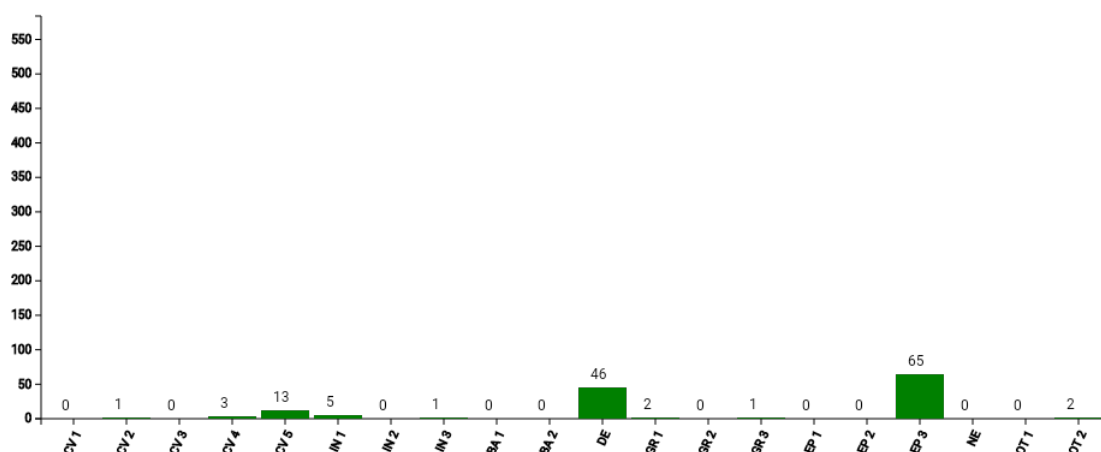
Reasons for retention



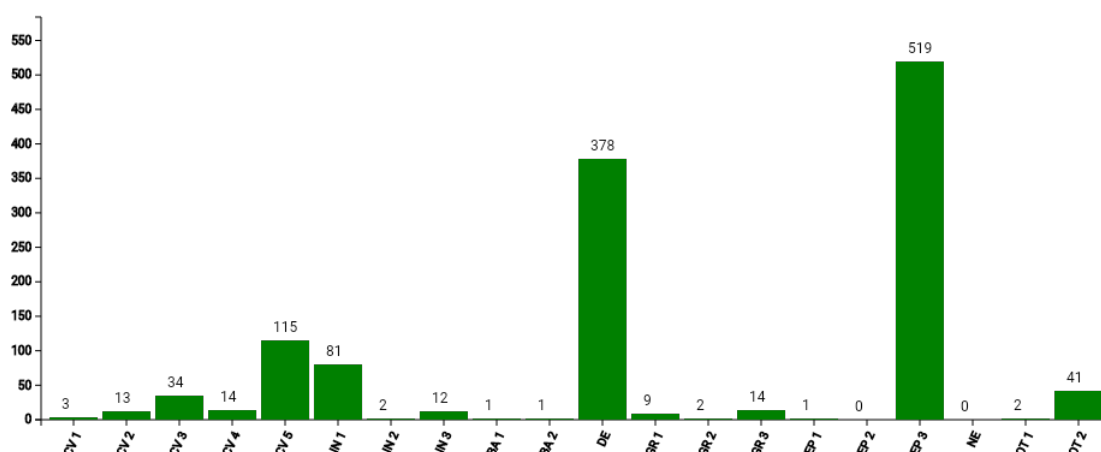
Distribution of tree microhabitats by code (N total)



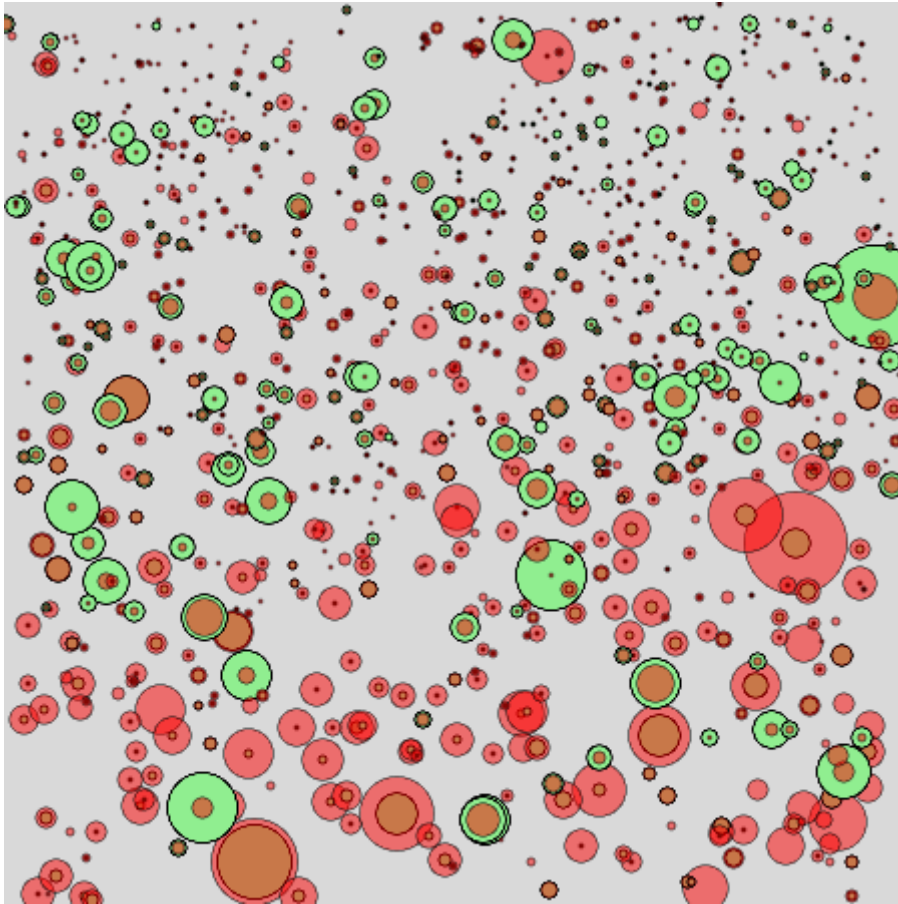
Removed tree microhabitats by code (N removed)



Remaining tree microhabitats by code (N after harvest)



For more details on codes consult the field guide "Catalogue of tree microhabitats" or the tree microhabitat app.

Conflict trees (stand data)**Description:**

Overlay of economic and habitat value: red circles (economic value), green circles (habitat value); circle size according to numerical values (e.g. large circles mean high values); trees with very low values are not visible. Trees where both values overlap considerably represent so called "conflict trees".

Removed trees

Tree	DBH (cm)	Basal area (m ²)	Volume (m ³)	Economic value (€)	Habitat value (pts.)	Reason
evergreen oak (421) Quercus ilex	41	0.13	1.3	165	10	Competitor
evergreen oak (565) Quercus ilex	37	0.11	1.1	137	0	Competitor
evergreen oak (493) Quercus ilex	36.5	0.11	0.8	109	8	Competitor
evergreen oak (438) Quercus ilex	36	0.1	1	134	14	Competitor
evergreen oak (586) Quercus ilex	35	0.1	0.9	116	12	Competitor
evergreen oak (514) Quercus ilex	34	0.09	0.8	110	24	Competitor
evergreen oak (440) Quercus ilex	32	0.08	0.7	95	6	Competitor
evergreen oak (391) Quercus ilex	32	0.08	0.8	105	4	Competitor
evergreen oak (574) Quercus ilex	32	0.08	0.7	89	0	Competitor
evergreen oak (475) Quercus ilex	32	0.08	0.8	107	4	Competitor
evergreen oak (484) Quercus ilex	31	0.08	0.8	98	4	Competitor
evergreen oak (534) Quercus ilex	30.5	0.07	0.7	89	4	Competitor
evergreen oak (976) Quercus ilex	30	0.07	0.5	61	4	Competitor
evergreen oak (513) Quercus ilex	30	0.07	0.7	85	4	Competitor
evergreen oak (571) Quercus ilex	30	0.07	0.7	89	70	Regeneration
evergreen oak (390) Quercus ilex	29	0.07	0.6	81	25	Competitor
evergreen oak (288) Quercus ilex	29	0.07	0.5	67	26	Competitor
evergreen oak (1) Quercus ilex	29	0.07	0.5	59	21	Competitor
evergreen oak (424) Quercus ilex	29	0.07	0.6	84	4	Competitor
evergreen oak (736) Quercus ilex	29	0.07	0.6	76	0	Competitor
evergreen oak (399)	29	0.07	0.7	91	4	Competitor

Tree	DBH (cm)	Basal area (m ²)	Volume (m ³)	Economic value (€)	Habitat value (pts.)	Reason
Quercus ilex						
evergreen oak (502) Quercus ilex	28.5	0.06	0.6	84	4	Competitor
evergreen oak (470) Quercus ilex	28	0.06	0.5	65	4	Competitor
evergreen oak (382) Quercus ilex	28	0.06	0.5	64	10	Competitor
evergreen oak (303) Quercus ilex	28	0.06	0.5	65	4	Competitor
evergreen oak (868) Quercus ilex	27.5	0.06	0.5	71	11	Competitor
evergreen oak (960) Quercus ilex	27	0.06	0.6	76	4	Competitor
evergreen oak (974) Quercus ilex	27	0.06	0.4	50	8	Competitor
evergreen oak (139) Quercus ilex	27	0.06	0.5	60	4	Competitor
evergreen oak (285) Quercus ilex	27	0.06	0.5	62	14	Competitor
evergreen oak (536) Quercus ilex	27	0.06	0.5	71	4	Competitor
evergreen oak (487) Quercus ilex	26	0.05	0.5	68	4	Competitor
evergreen oak (370) Quercus ilex	26	0.05	0.5	69	4	Competitor
evergreen oak (1024) Quercus ilex	26	0.05	0.5	61	20	Competitor
evergreen oak (182) Quercus ilex	26	0.05	0.5	60	0	Competitor
evergreen oak (366) Quercus ilex	26	0.05	0.5	65	4	Competitor
evergreen oak (394) Quercus ilex	25.5	0.05	0.5	60	4	Competitor
evergreen oak (568) Quercus ilex	25.5	0.05	0.6	79	28	Competitor
evergreen oak (309) Quercus ilex	25.5	0.05	0.4	58	8	Competitor
evergreen oak (497) Quercus ilex	25	0.05	0.4	49	4	Regeneration
evergreen oak (607) Quercus ilex	25	0.05	0.4	54	12	Regeneration

Tree	DBH (cm)	Basal area (m ²)	Volume (m ³)	Economic value (€)	Habitat value (pts.)	Reason
evergreen oak (1078) Quercus ilex	25	0.05	0.4	58	10	Competitor
evergreen oak (1025) Quercus ilex	25	0.05	0.4	51	16	Competitor
evergreen oak (884) Quercus ilex	24	0.05	0.3	39	4	Competitor
evergreen oak (464) Quercus ilex	24	0.05	0.4	58	4	Competitor
evergreen oak (372) Quercus ilex	24	0.05	0.4	50	0	Competitor
evergreen oak (33) Quercus ilex	24	0.05	0.4	47	20	Competitor
evergreen oak (244) Quercus ilex	23.5	0.04	0.4	52	20	Competitor
evergreen oak (959) Quercus ilex	23.5	0.04	0.4	50	4	Competitor
evergreen oak (78) Quercus ilex	23	0.04	0.3	44	10	Competitor
evergreen oak (671) Quercus ilex	23	0.04	0.3	37	8	Competitor
evergreen oak (282) Quercus ilex	22.5	0.04	0.4	48	24	Competitor
evergreen oak (189) Quercus ilex	22.5	0.04	0.3	37	10	Competitor
evergreen oak (883) Quercus ilex	22	0.04	0.3	42	10	Competitor
evergreen oak (57) Quercus ilex	22	0.04	0.3	36	6	Competitor
evergreen oak (304) Quercus ilex	22	0.04	0.4	46	10	Competitor
evergreen oak (192) Quercus ilex	22	0.04	0.3	37	3	Competitor
evergreen oak (320) Quercus ilex	21.5	0.04	0.3	42	44	Competitor
evergreen oak (973) Quercus ilex	21	0.04	0.3	34	4	Competitor
evergreen oak (121) Quercus ilex	21	0.04	0.3	42	4	Competitor
evergreen oak (818) Quercus ilex	21	0.04	0.2	31	10	Competitor

Tree	DBH (cm)	Basal area (m ²)	Volume (m ³)	Economic value (€)	Habitat value (pts.)	Reason
Quercus ilex						
evergreen oak (888) Quercus ilex	21	0.04	0.3	37	8	Competitor
evergreen oak (466) Quercus ilex	21	0.04	0.3	41	4	Competitor
evergreen oak (807) Quercus ilex	20	0.03	0.2	28	0	Competitor
evergreen oak (991) Quercus ilex	20	0.03	0.3	36	4	Competitor
evergreen oak (659) Quercus ilex	20	0.03	0.2	28	0	Competitor
evergreen oak (281) Quercus ilex	19.5	0.03	0.3	34	20	Competitor
evergreen oak (674) Quercus ilex	19	0.03	0.2	28	4	Competitor
evergreen oak (875) Quercus ilex	19	0.03	0.2	28	10	Competitor
evergreen oak (1002) Quercus ilex	19	0.03	0.3	34	10	Competitor
evergreen oak (150) Quercus ilex	18.5	0.03	0.2	26	4	Competitor
evergreen oak (290) Quercus ilex	18	0.03	0.2	23	4	Competitor
evergreen oak (179) Quercus ilex	18	0.03	0.2	23	0	Competitor
evergreen oak (123) Quercus ilex	18	0.03	0.2	32	6	Competitor
evergreen oak (319) Quercus ilex	18	0.03	0.2	32	28	Competitor
evergreen oak (771) Quercus ilex	17	0.02	0.2	20	8	Competitor
evergreen oak (248) Quercus ilex	16	0.02	0.2	23	10	Competitor
evergreen oak (706) Quercus ilex	16	0.02	0.1	18	4	Competitor
evergreen oak (666) Quercus ilex	16	0.02	0.1	18	14	Competitor
evergreen oak (905) Quercus ilex	15.5	0.02	0.2	21	0	Competitor
evergreen oak (676) Quercus ilex	15.5	0.02	0.1	17	4	Competitor

Tree	DBH (cm)	Basal area (m ²)	Volume (m ³)	Economic value (€)	Habitat value (pts.)	Reason
evergreen oak (120) Quercus ilex	15	0.02	0.1	16	4	Structure
evergreen oak (894) Quercus ilex	15	0.02	0.1	16	0	Competitor
evergreen oak (792) Quercus ilex	15	0.02	0.1	17	4	Competitor
evergreen oak (668) Quercus ilex	14	0.02	0.1	14	0	Competitor
evergreen oak (646) Quercus ilex	14	0.02	0.1	14	0	Competitor
evergreen oak (159) Quercus ilex	13	0.01	0.1	13	4	Competitor
evergreen oak (263) Quercus ilex	13	0.01	0.1	12	10	Competitor
evergreen oak (156) Quercus ilex	13	0.01	0.1	12	4	Competitor

Retention trees

Tree	DBH (cm)	Basal area (m ²)	Volume (m ³)	Economic value (€)	Habitat value (pts.)	Reason
evergreen oak (490) Quercus ilex	67	0.35	3.7	475	40	Veteran tree
evergreen oak (449) Quercus ilex	65.5	0.34	3.1	408	100	Habitat tree
evergreen oak (977) Quercus ilex	53	0.22	1.6	204	140	Veteran tree
evergreen oak (286) Quercus ilex	47.5	0.18	1.6	208	60	Veteran tree
evergreen oak (569) Quercus ilex	47	0.17	1.9	244	18	Elite tree
evergreen oak (411) Quercus ilex	46	0.17	1.8	231	0	Habitat tree
evergreen oak (478) Quercus ilex	44	0.15	1.6	203	4	Habitat tree
evergreen oak (542) Quercus ilex	43	0.15	1.3	167	66	Habitat tree
evergreen oak (547) Quercus ilex	42	0.14	1.6	202	10	Elite tree
evergreen oak (430) Quercus ilex	42	0.14	1.5	197	10	Elite tree
evergreen oak (548) Quercus ilex	42	0.14	1.5	190	10	Elite tree
evergreen oak (509) Quercus ilex	41	0.13	1.3	170	16	Elite tree
evergreen oak (405) Quercus ilex	39	0.12	1.2	154	4	Elite tree
evergreen oak (376) Quercus ilex	38	0.11	1.2	150	10	Elite tree
evergreen oak (1003) Quercus ilex	37	0.11	1	125	4	Habitat tree
evergreen oak (481) Quercus ilex	37	0.11	1.1	145	0	Elite tree
evergreen oak (474) Quercus ilex	37	0.11	1.2	154	10	Elite tree
evergreen oak (588) Quercus ilex	37	0.11	1	136	4	Elite tree
evergreen oak (572) Quercus ilex	34	0.09	1	125	0	Elite tree
evergreen oak (489) Quercus ilex	33	0.09	0.8	100	12	Habitat tree
evergreen oak (321)	31	0.08	0.8	99	4	Elite tree

Tree	DBH (cm)	Basal area (m ²)	Volume (m ³)	Economic value (€)	Habitat value (pts.)	Reason
Quercus ilex						
evergreen oak (500) Quercus ilex	30	0.07	0.6	83	4	Elite tree
evergreen oak (397) Quercus ilex	30	0.07	0.7	93	4	Elite tree
evergreen oak (527) Quercus ilex	30	0.07	0.7	94	4	Elite tree
evergreen oak (77) Quercus ilex	30	0.07	0.6	81	4	Elite tree
evergreen oak (371) Quercus ilex	30	0.07	0.7	89	10	Elite tree
evergreen oak (519) Quercus ilex	30	0.07	0.6	79	10	Elite tree
evergreen oak (465) Quercus ilex	29	0.07	0.6	84	8	Elite tree
evergreen oak (867) Quercus ilex	28.5	0.06	0.6	78	10	Elite tree
evergreen oak (158) Quercus ilex	28.5	0.06	0.5	65	10	Elite tree
evergreen oak (962) Quercus ilex	28	0.06	0.6	73	6	Elite tree
evergreen oak (169) Quercus ilex	27.5	0.06	0.5	68	4	Elite tree
evergreen oak (1081) Quercus ilex	27	0.06	0.6	78	10	Elite tree
evergreen oak (906) Quercus ilex	26	0.05	0.5	59	10	Elite tree
evergreen oak (677) Quercus ilex	26	0.05	0.4	46	4	Elite tree
evergreen oak (882) Quercus ilex	26	0.05	0.4	50	4	Elite tree
evergreen oak (247) Quercus ilex	25	0.05	0.5	59	10	Elite tree
evergreen oak (983) Quercus ilex	25	0.05	0.4	51	4	Elite tree
evergreen oak (306) Quercus ilex	25	0.05	0.5	62	10	Elite tree
evergreen oak (760) Quercus ilex	24	0.05	0.4	46	4	Elite tree
evergreen oak (696) Quercus ilex	24	0.05	0.3	41	4	Elite tree

Tree	DBH (cm)	Basal area (m ²)	Volume (m ³)	Economic value (€)	Habitat value (pts.)	Reason
evergreen oak (886) Quercus ilex	23.5	0.04	0.4	46	4	Elite tree
evergreen oak (122) Quercus ilex	22.5	0.04	0.3	45	0	Elite tree
evergreen oak (34) Quercus ilex	22	0.04	0.3	44	0	Elite tree
evergreen oak (293) Quercus ilex	22	0.04	0.3	44	4	Elite tree
evergreen oak (1082) Quercus ilex	21	0.04	0.3	41	0	Habitat tree
evergreen oak (670) Quercus ilex	20.5	0.03	0.2	29	4	Elite tree
evergreen oak (190) Quercus ilex	20	0.03	0.2	32	16	Elite tree
evergreen oak (699) Quercus ilex	20	0.03	0.2	29	0	Elite tree
evergreen oak (803) Quercus ilex	19	0.03	0.2	27	4	Elite tree
evergreen oak (819) Quercus ilex	19	0.03	0.2	30	4	Elite tree